

Jonathan Creek + Cedarmore
KIDS CAMP SURVIVAL GUIDE
• 2024 •



→ **FELLOWSHIP:**
PIRATE PARTY

→ **MISSIONS OFFERING:**
MISSION TO THE MOUNTAINS



New For 2024

Pirate Party

Ahoy mateys! Sink your hooks into a grand night of fellowship at this year's Pirate Nite! We hope to see you dressed up in your coolest sailor's garb as we traverse the Seven Seas with our best and brightest crew. Though you best mind your manners - or you'll have to walk the plank! Arghhhhh!



Mission to the Mountains

Crossings' support of our eastern KY ministry partner continues this summer.

Every dollar given by our campers will go to:

"Campership" support to send kids from **Appalachia to Crossings Day Camps for Kids locations.**

We are praying that every camper will come prepared to participate in our missions offering.

Since Crossings began, we've given \$1,897,407 to global missions causes. We will give over the \$2,000,000 mark since 2000!

This summer just \$10.00 per camper will mean more than \$50,000 for scholarships to help kids from Appalachia come to Crossings Day Camps (gocrossings.org/camps). More information every night at camp!

Checklist



January/February

- ☐ **Update your church and personal information:** Access your online Group Leader account at <http://core.gocrossings.org> and make sure the church address, lead pastor, and your contact information are correct.
- ☐ **Promote Camp:** Promotional materials can be downloaded from www.gocrossings.org/campprep.
- ☐ **Participant Registration opens February 1:** Send the participant registration link to chaperones and parents of all participants. The registration link is found in your Group Leader Dashboard under Registration Status and next to your event code. Group Leaders must register as chaperones.
- ☐ **Deposit Due February 28:** This is the last day to drop numbers without financial penalty. Have an accurate number of campers and chaperones attending with your group by February 28. Contact Guest Relations to adjust your numbers, 502-491-7000.

March/April

- ☐ **Organize a missions fundraiser** *(recommended)*
- ☐ **Hold a participant/parent meeting:** Discuss participant registration, daily schedules, packing list, dress code, etc. A parent handout can be downloaded at <http://gocrossings.org/campprep>.
- ☐ **Parent Page:** Instruct Parents to visit this page on our website for more information on camp.
- ☐ **Fellowship Night:** Don't forget to let your group know about the Pirate Party theme. Encourage your group to bring pirate inspired clothing to wear!

May

- ☐ **Download Connect Bible Study Material from** www.gocrossings.org/campprep This material will be available to you at camp, but you can print it out ahead of time if you wish. This material is to be used during your Church Connect time.

2 Weeks prior to your camp session

- ☐ **Complete Background Check Form:** All adults attending camp must have had a background check performed in the last 2 years and must be listed on the form. This online form is found on your Group Leader Dashboard under "Manage."
- ☐ **Upload Certificate of Liability:** Crossings Ministries with our Louisville address MUST be listed as the Certificate Holder. Your church insurance agent can provide you with this form, and you can upload it to your Group Leader Dashboard under "Manage," or you can email the form to info@gocrossings.org.
- ☐ **Sales Tax Exempt Form:** A KY Sales Tax Exemption Certificate must be provided in order to not be charged 6% sales tax.
- ☐ **Ensure all participants' registrations have been completed.**
- ☐ **Final Camp Payment is due.**

10-14 Day Before Camp

- ☐ **Property Guest Relations Staff Call:** Have the following information ready for this call: gender breakdown, arrival time, and together/apart information.

Registration for 2025 camp opens June 3

1st Time Group Leaders

Connect

This is your time to connect with your students. Each day, we make sure there is opportunity in the schedule for you to do what you understand to be the most helpful with your group. We have written some material for your use, but it is up to you if you want to use that. Regardless of what you decide, your students will be looking to you for some direction. Some groups encourage their students to rest or get cleaned up, some do TAWG (*Time Alone With God*) and some go over our material. It's totally up to you!

Checkpoint

Our desire is to always direct your students back to you in the significant decisions they are making at camp. As a result we have scheduled time for you to check in with your students every night after worship. They will always be directed to respond to the invitation with their group leaders. Checkpoint follows evening worship so you can follow up with the students with whom the Lord is doing work.

POIs

These POINTS OF IMPACT are our opportunity to entertain and engage your students with activities and communicate the Gospel to your students. They select their POIs upon arrival at property and these selections will be given to you at the opening group leader meeting.

The Shack

Each night we will finish up with some great activities and some delicious junk food. This takes place at "The Shack," which is our concession stand. The Shack is open during lake rotations and at the end of each day!

Fellowship

This is a gathering of the entire camp on one evening of camp (the day depends on the camp property) for a fun, energetic, and festive party-like experience. It will take place during shack and all shack attractions still happen during the fellowship. Our desire is for there to be a special night for dressing up with a few exciting surprises along the way.

Breakthru

BreakThru is a time for campers and our SMS to spend intentional time together as a small group. This can include making bracelets, playing icebreaker games, or some small group vs. small group gaga ball.

Schedule

*This is a mock schedule
and is subject to change.*

Day 1

- 2-4PM - Registration
- 3-5PM - Shack Open
- 5:00PM - Dinner*
- 6:00PM - Crossings Staff-led Small Groups
 - Adults Only Meeting**
- 7:30PM - Opening Celebration
- 8:30PM - Church Checkpoint
- 9:00PM - Free Time/Shack/Store Open
- 10:00PM - In Rooms/Housing
- 10:30PM - Lights Out

Closing Day

- 7:30AM - Breakfast*
- 8:20AM - Room Checkout
- 8:45AM - Staff-Led Small Groups
 - Adults Only Meeting**
- 9:10AM - Closing Celebration
- 10:00AM - Groups Depart





Day 2-3

- 7:30AM - Breakfast*
- 8:00AM - Group Leader Meeting
 - Morning Celebration
- 9:20AM - 5th/6th Grade - Large Group Bible Study
 - 3rd/4th Grade - BreakThru
- 10:00AM - 5th/6th Grade - Small Group Bible Study
 - 3rd/4th Grade - Large Group Bible Study
- 10:40AM - 5th/6th Grade - BreakThru
 - 3rd/4th Grade - Small Groups Bible Study
- 11:15AM - Lunch*
- 1-5PM - Shack/Store Open
- 1:00PM - Rotation 1 - POIs (Meet at Circle of Life)
- 2:30PM - Rotation 2 - Lake Sports
- 4:00PM - Rotation 3 - Church Connect
- 5:45PM - Dinner*
- 7:30PM - Worship
- 8:30PM - Church Checkpoint
- 9:00PM - Free Time/Shack/Store Open
 - Crossings Fellowship (Day 2 Only)
- 10:00PM - In Rooms/Housing
- 10:30PM - Lights Out

**Actual mealtimes may vary as they are split into three 30-minute segments according to your group's camp color. Camp colors are assigned at arrival.*

***Adults/Group Leaders and Chaperones registered for camp.*

Programmed Activities Explanation

-  **Church Checkpoint:** We want to strengthen the relationship between students and their church leaders. This is a designated time for you to meet with your group, debrief, worship, and pray together.
-  **Bible Study:** We separate students by grades and give them in-depth exposition of God's Word from our camp pastor followed by a staff-led breakout time of discussion and application.
-  **POI | Point of Impact:** Students participate in one specialized activity per day, based on student preference. Activity followed by intentional Gospel discussion. See gocrossings.org/poi for a full list.
-  **Church Connect:** This is a designated time for you, the Group Leader, to connect with your students through devotions, discussions team building activities, or simply hanging out.

Packing List

- ☐ **Appropriate Clothing** (see Dress Code and Activity/POI Requirements below.)
- ☐ **Bedding** (pillow, twin sheets, blanket, sleeping bag)
- ☐ **Towels** (beach towels, bath towels, bath mats)
- ☐ **Toiletries** (toothbrush, soap, shampoo, wash cloth, deodorant, hand soap, paper towels)
- ☐ **Hand Sanitizer**
- ☐ **Sunscreen**
- ☐ **Insect Repellent**
- ☐ **Reusable Water Bottle**
- ☐ **Wristwatch**
- ☐ **Swim Suit** (see dress code)
- ☐ **Sunglasses and/or Hat**
- ☐ **Pirate Party Fellowship Attire**
- ☐ **Complete Bible** [we use ESV (not required) in all programs] Do not bring Bibles that have sentimental value as many are misplaced at camp.
- ☐ **Pen and Notepad**
- ☐ **Spending money for Camp General Store and Snack Shack** takes credit/debit cards/funfangle
Snack Shack items cost \$1-\$10 General Store Items cost \$1 to \$45
Challenge: Student participants bring \$20 or more and kid participants bring \$10 or more for the missions offering

Activity/POI Requirements

Many of our activities require certain shoes or shorts for safety. Participants must adhere to guidelines or they cannot participate in the activity/POI. [CM = Cedarmore | JC = Jonathan Creek]

- ☐ **Sturdy Shorts** (required for JC & CM zip lines)
Sturdy shorts typically have belt loops and are made from denim, khaki, or heavy cotton. Students wearing gym/basketball/running shorts, yoga pants, or similar casual clothing will not be allowed to participate and will be excluded from JM & CM zip lines.
- ☐ **Closed Toe and Closed Heeled Shoes**
(required for JC & CM zip lines, Bazooka Ball, Axe Throwing, JC Laser Tag, and Archery Tag)
- ☐ **Athletic Sandals / Water Shoes**
(Recommended for JC kayaking)

Group Packing List

For adults and / or group leader, we recommend you bring the following to ensure your group has an optimal experience.

- ☐ **Hand Sanitizer**
- ☐ **Anti-itch cream** (Lanacane)
- ☐ **Sunburn relief** (Green Aloe with Lidocaine)
- ☐ **First Aid Kit** (triple antibiotic ointment, ace bandages, bandages, anti-bacterial wipes, and epipen)
- ☐ **Pain Medications** (Tylenol, Ibuprofen, etc.) Extra hand soap, paper towels, and bath mats
- ☐ **Gold Bond**
- ☐ **Please ensure students pack closed toe shoes and sturdy shorts.**

What Not To Bring

1. Alcohol, tobacco, vaping products, and illegal drugs.
2. Fireworks or weapons of any kind.
3. Skateboards, roller skates, or shoes with built in skates.
4. Silly String

Dress Code

We ask that all students and adults dress modestly.

For Females:

- Shorts need to be longer than fingertips when arm is extended down the side of the leg.
- No spaghetti strap tank tops or any tops where undergarments can be seen.
- Swimsuits must be one-piece with shorts/swim shorts worn over swimsuit at all times, even in the water. If you do not have a one-piece swimsuit, a dark t-shirt and shorts must be worn over a tankini swimsuit at all times.
- Shirts must be worn over swimsuits at all times when walking to and from the lake/pool.

For Males:

- Shorts need to be longer than fingertips when arm is extended down the side of the leg.
- No shirts with sides cut out.
- Shirts must be worn at all times on campus, even when walking to and from the lake/pool.

Jonathan Creek POIs



Laser Tag

We know what you are thinkin, and yes, this is the Laser Tag you have played or heard about. Come suit up with phaser and vest and see if your team wins.



Bazooka Ball

It's a duel! Which team will outlast the other? If you like paintball, you will love the rush of bazooka ball! It's like paintball but with soft, foam balls. No paint, no mess, no pain, ALL FUN!



Archery Tag

Archery Tag® is played similar to dodgeball with bows and patented foam-tipped arrows. This exciting, action-packed game offers the ultimate family-friendly experience that engages everyone. Don't miss out on Tag... The game you never outgrow!



Kayaking

Ever want to kayak around an obstacle course on Kentucky Lake? You'll have the chance to do this and more in kayaking!



Tubing

Hop on a tube with a buddy and hold on for dear life as we sling you around Kentucky Lake. Maybe you can make it longer than 8 seconds. For 5th and 6th grade only!



Pool Games

During the summer heat a day at the pool is just what you need. Cool off and enjoy the various activities we offer.



Zip Lines

Do you like heights? Do you like an adrenaline rush? Clip in your harness and hold on! Zip through the trees suspended forty feet above the ground. Don't forget to enjoy the beautiful views and scream really loud. Minimum weight, 90 lbs. Maximum weight, 250 lbs.



Gaga Ball

Gaga ball is dodgeball with less aces to dodge! This is a fun outdoor activity in which you use a ball to get the other team out but it is all done within an octagon play pit.



Kentucky Lake Games

Join us out near the dock for our newest POI. Come for the games and stay for the cool lake temps!



Field Games

Are you competitive? Looking for some exercise? Or, just wanna let loose? Meet us on the rec fields for some intense and friendly competition. Tiger Ball. Ultimate Frisbee. Softball. Kickball. You name it, and we might play it.



Hiking

Do you enjoy nature? Are you needing a peaceful break from the excitement of camp? Are you needing to marvel at God's creation? Join us for a stroll through the woods and deepen your knowledge of outdoor living!



Arts and Crafts

Are you creative and artistic? Or do you want to inspire your creative side? Arts and Crafts is for you! No matter your skill level, come inside for a fun afternoon of laughing, creating, and painting craft projects.



Cookie Decorating

Discover your inner cookie artist skills in this fun, engaging POI! You'll learn easy techniques using Royal icing to create your own sugar cookie masterpieces.



Basketball

So, you think you got skill? Do you think you are the next Lebron, Kobe, or Michael Jordan? Bring your "A" game out to the court, who knows you may learn a thing or two in the process!



Nuke 'Em

Nuke 'em! is similar to volleyball however, you catch the ball and throw it over. The object is to get the other team's players out by throwing the ball over and getting it to land on their side.



Minute to Win It

Do you like competitive games? Do you like working together as a team? Join us in this high-energy competitive game. You know you want to win, and you will only have one minute to complete the task.



Legos

Join us as we have thousands of Lego pieces. Want to build an exact replica of the Millenium Falcon, the Empire State Building, or the Eiffel Tower? How creative can you be?



Science Experiments

Do you like science? Do you like figuring out how everything works? Have dreams of testing different hypotheses to find a resolution? Join us and become a mad scientist figuring out what God has created to explore!

These are POIs that may be offered at the time of camp. POIs are subject to change. Participants will make POI selection when they arrive at camp.

Cedarmore POIs

Archery Tag

Archery Tag® is played similar to dodgeball with bows and patented foam-tipped arrows. This exciting, action-packed game offers the ultimate family-friendly experience that engages everyone. Don't miss out on Tag... The game you never outgrow!

Arts and Crafts

Are you creative and artistic? Or do you want to inspire your creative side? Arts and Crafts is for you! No matter your skill level, come inside for a fun afternoon of laughing, creating, and painting craft projects.

Basketball

So, you think you got skill? Do you think you are the next Lebron, Kobe, or Michael Jordan? Bring your "A" game out to the court, who knows you may learn a thing or two in the process!

Bazooka Ball

It's a duel! Which team will outlast the other? If you like paintball, you will love the rush of bazooka ball! It's like paintball but with soft, foam balls. No paint, no mess, no pain, ALL FUN!

Dodgeball

Grab your athletic wear and stretch out that rotator cuff. Head down to the MAC for this classic you have come to know and love, all done Crossings style!

Soccer

Come kick it for an afternoon of fun in the sun! Work on your dribbling and scoring skills so that you can be the next Leonardo Messi. Learn a few new tips and maybe show us a few!

Fishing

You get a line, I'll get a pole. Join the staff for a relaxing time of catch and release fishing. You just might get lucky and catch some catfish or hybrid blue gill.

Gaga Ball

Gaga ball is dodgeball with less aces to dodge! This is a fun outdoor activity in which you use a ball to get the other team out but it is all done within an octagon play pit.

Hiking & Outdoors

Do you enjoy nature? Are you needing a peaceful break from the excitement of camp? Are you needing to marvel at God's creation? Join us for a stroll through the woods and deepen your knowledge of outdoor living!

Cookie Decorating

Discover your inner cookie artist skills in this fun, engaging POI! You'll learn easy techniques using Royal icing to create your own sugar cookie masterpieces.

Minute to Win It

Do you like competitive games? Do you like working together as a team? Join us in this high-energy competitive game. You know you want to win, and you will only have one minute to complete the task.

Science Experiments

Do you like science? Do you like figuring out how everything works? Have dreams of testing different hypotheses to find a resolution? Join us and become a mad scientist figuring out what God has created to explore!

Zip Lines

Do you like heights? Do you like an adrenaline rush? Clip in your harness and hold on! Zip through the trees suspended forty feet above the ground. Don't forget to enjoy the beautiful views and scream really loud. Minimum weight, 90 lbs. Maximum weight, 250 lbs.

Corcl Boats

Can't get enough water at the waterfront? Introducing Corcl, an individually sized round boat sure to be your new favorite POI!

Legos

Join us as we have thousands of Lego pieces. Want to build an exact replica of the Millenium Falcon, the Empire State Building, or the Eiffel Tower? How creative can you be?

Tiger Ball/Ultimate Frisbee

Are you competitive? Looking for some exercise? Meet us on the rec fields for some intense and friendly competition. Tiger Ball. Ultimate Frisbee. Softball. Kickball. You name it, and we might play it.

Nuke 'Em!

Nuke 'em! is similar to volleyball however, you catch the ball and throw it over. The object is to get the other team's players out by throwing the ball over and getting it to land on their side.

Smashball

Just imagine crawling in a giant bubble where you can pinball off your friends, play a game of bumper car like soccer without ever getting hurt. This is a POI you won't soon forget.

These are POIs that may be offered at the time of camp. POIs are subject to change. Participants will make POI selection when they arrive at camp.

FAQs

How Many Adult Leaders Should I Bring?

An important aspect in the ministry of Crossings is the relationships that students build with the adult leaders from their church. Crossings requests one adult for every five students (gender specific) in order to facilitate discipleship between students and adults that will extend beyond camp. As your students will be looking for guidance from the adults that come with your church, it is important that you bring adults who are at least 21 years old, maturing Christians, and can be examples to your students and lead them spiritually.

What Is the Camp Rate and What Do the Accommodations Look Like for Adult Leaders?

The camp rate is the same for both students and adults. Your adult leaders will stay in the same accommodation as their students overnight. During POIs and recreation activities, we encourage leaders to hang out with their students. They may even participate in activities after every student has had their chance.

Are There Laundry Facilities?

There are no laundry facilities available on property. Be sure to bring enough clothes for your entire stay.

May Adult Leaders Bring Their Young Children?

Crossings' facilities do not have accommodations for parents to bring children who are too young or too old to register as students or kids. Because of the nature of camp and the busy schedule, it would be impossible for an Adult Leader to provide appropriate supervision for both their child/children and their group's students.

Will I have Cell Phone Reception?

At Crossings, we pride ourselves on providing groups with a distraction-free environment. Therefore, cell service is very limited. We do provide Wi-Fi connectivity to adult chaperones only. This information will be provided upon arrival.

Is there a Camp Nurse?

There will not be a camp nurse. We provide basic First Aid supplies and a First Aid Coordinator. More serious injuries can visit the closest hospital for medical help.

How are food allergies handled?

If you have a member of your group with food allergies, please make sure this is noted on their Crossings Medical Release Form. Our staff will do everything we can to accommodate them and keep our kitchen staff aware of the student's needs. Please advise your student to find a member of the kitchen staff to discuss their options during mealtimes.

Visitors?

This year we will not allow visitors to camp. However, pastoral staff from your church is welcome to pay a visit with permission from the property where you are attending camp.

Can I bring my own golf cart?

No, outside golf carts are not allowed on the property. If someone in your group has limited mobility you can request rides from our property staff.

Tax Exempt

Due to the updated sales tax regulations which took effect January 1, 2023, we now require all groups to provide a copy of their Kentucky sales tax exemption certificate to not charge sales tax on camp registration fees. Please submit this form via your online registration account here. It must be a Kentucky Sales Tax form (exemption forms from other states do not work), preferably in the attached form 51A126.

If you do not have a sales tax exemption certificate, we would suggest your organization consider filing an application for one. Below are some simple instructions to do so. If we do not receive a form by two weeks prior to your camp session you will be required to pay the 6% state sales tax.

In order to apply for a Kentucky sales tax exemption certificate, follow the below process. Applications are processed in 2-4 weeks.

- ☐ 1. Fill out the attached form 51A125 – Sales Tax Exemption Application.
- ☐ 2. This form must be signed by an authorized representative from your organization.
- ☐ 3. As noted on the back of the form, you need to include three attachments:
 - a. Either articles of incorporation or bylaws
 - b. A sample monthly (or annual) income statement
 - c. IRS organization approval letter that you are a 501c3*(Churches are not required to provide proof of 501c3)*
- ☐ 4. If you are an out of state organization, you must include a copy of your exemption letter to show proof of exemption from sales tax in your state.
- ☐ 5. Mail the form to the address below.
*Kentucky Department of Revenue
Division of Sales and Use Tax
P.O. Box 181, Station 67
Frankfort, Kentucky, 40602-0181*

FunFangle

Full FunFangle details can be found on the GoCrossings website.

What is FunFangle?

FunFangle is a cashless spending account system that frees your camper from having to carry cash or a credit card around with him/her at camp. Funds can be deposited electronically before campers arrive at camp, and parents have access to see spending or even make additional deposits while the camper is away. Each camper is given a wristband that connects to his/her account, and only needs to scan the band at the register to make purchases.

Is FunFangle required?

No, FunFangle is optional. We take cash, credit/debit cards, and checks.

How do I activate my account?

You should, after completing your Crossings Participant Registration, receive an email with a link to access your account. If you did not receive the email within 24 hours, check your spam folder first. If you still don't see an email, you can go to <https://crossings.funfangle.camp> to set up an account. Make sure you use the same email address that you used to register your camper.

How do I reset my password?

At the bottom of the login screen, you can request a password recovery code. This will send the code to your email (check your spam). You will have one hour to return to the login screen to enter the code. Do not enter the code on the login screen. Rather, at the bottom of the screen go to the page "Enter Validation Code". Enter the code there and reset your password.

How do I make a deposit?

Log into your FunFangle account. Click on one of your campers, then click the blue "Deposit" button to the right. This will guide you to choose how much to deposit per camper, and how you want the funds handled at the end of the week. Funds deposited are available immediately to your camper.

Please make your initial deposit prior to your camper's arrival at camp. We cannot take initial deposits once your camper arrives at camp.

Does FunFangle take a fee out of my deposit?

We cover all processing fees. Your camper will receive the full amount of the deposit in their spending account.

Can another camper use my child's account?

The wristbands must be cut off once they are secured to the camper's wrist, so there is little chance of another camper using the wristband. We have the added security of photo identification. If you upload a photo in your Parent Portal, that photo pops up for confirmation whenever someone tries to spend from the account.

What if my child loses their wristband?

Your camper's money will be safe. They can be issued another wristband and the original wristbands will no longer be connected to your camper's account.

How does the spending limit work?

The spending limit per day on the purchase of snacks and drinks serves as a warning that the camper has reached his daily limit.

Can I transfer funds to another sibling at the end of the week?

Yes, you will have 48 hours to transfer to another sibling before the funds are processed for refund or donation.

Can someone other than the parent make a deposit?

Yes, inside your FunFangle account, navigate on the left hand menu to "Account" then "Contributors". From the contributors page, you can enter their information. The system will send them an invite to contribute to the campers you provide permissions for them to contribute to. Contributors cannot see how much money others have contributed to the camper or what camper may have purchased with others' money.

Do I have to set up an account for my camper to go to the store at camp?

No. Your child may use cash or credit for their purchases.

What happens to my camper's account balance at the end of camp?

When you make a deposit, you are asked if you want any remaining funds over \$5.00 to be refunded to you or donated to camp at the end of the camp session (Any balance under \$5.00 will automatically become a donation.) We process these refunds within 72 hours of the end of the session. It could take up to 5 business days for the funds to be deposited back into the account they were originally deposited from.

What if there's another problem?

If you have further trouble, you can contact FunFangle Support: support@funfangle.com