

Linden Valley + Carson Springs
KIDS CAMP SURVIVAL GUIDE
• 2024 •



→ **FELLOWSHIP:**
PIRATE PARTY

→ **MISSIONS OFFERING:**
MISSION TO THE MOUNTAINS



New For 2024

Pirate Party

Ahoy mateys! Sink your hooks into a grand night of fellowship at this year's Pirate Nite! We hope to see you dressed up in your coolest sailor's garb as we traverse the Seven Seas with our best and brightest crew. Though you best mind your manners - or you'll have to walk the plank! Arghhhhh!



Mission to the Mountains

Crossings' support of our eastern KY ministry partner continues this summer.

Every dollar given by our campers will go to:

"Campership" support to send kids from **Appalachia to Crossings Day Camps for Kids locations.**

We are praying that every camper will come prepared to participate in our missions offering.

Since Crossings began, we've given \$1,897,407 to global missions causes. We will give over the \$2,000,000 mark since 2000!

This summer just \$10.00 per camper will mean more than \$50,000 for scholarships to help kids from Appalachia come to Crossings Day Camps (gocrossings.org/camps). More information every night at camp!

Checklist



January/February

- ☐ **Update your church and personal information:** Access your online Group Leader account at <http://core.gocrossings.org> and make sure the church address, lead pastor, and your contact information are correct.
- ☐ **Promote Camp:** Promotional materials can be downloaded from www.gocrossings.org/campprep.
- ☐ **Participant Registration opens February 1:** Send the participant registration link to chaperones and parents of all participants. The registration link is found in your Group Leader Dashboard under Registration Status and next to your event code. Group Leaders must register as chaperones.
- ☐ **Deposit Due February 28:** This is the last day to drop numbers without financial penalty. Have an accurate number of campers and chaperones attending with your group by February 28. Contact Guest Relations to adjust your numbers, 502-491-7000.

March/April

- ☐ **Organize a missions fundraiser** *(recommended)*
- ☐ **Hold a participant/parent meeting:** Discuss participant registration, daily schedules, packing list, dress code, etc. A parent handout can be downloaded at <http://gocrossings.org/campprep>.
- ☐ **Parent Page:** Instruct Parents to visit this page on our website for more information on camp.
- ☐ **Fellowship Night:** Don't forget to let your group know about the Pirate Party theme. Encourage your group to bring pirate inspired clothing to wear!

May

- ☐ **Download Connect Bible Study Material from** www.gocrossings.org/campprep This material will be available to you at camp, but you can print it out ahead of time if you wish. This material is to be used during your Church Connect time.

2 Weeks prior to your camp session

- ☐ **Complete Background Check Form:** All adults attending camp must have had a background check performed in the last 2 years and must be listed on the form. This online form is found on your Group Leader Dashboard under "Manage."
- ☐ **Upload Certificate of Liability:** Crossings Ministries with our Louisville address MUST be listed as the Certificate Holder. Your church insurance agent can provide you with this form, and you can upload it to your Group Leader Dashboard under "Manage," or you can email the form to info@gocrossings.org.
- ☐ **Ensure all participants' registrations have been completed.**

- ☐ **Final Camp Payment is due.**

10-14 Day Before Camp

- ☐ **Property Guest Relations Staff Call:** Have the following information ready for this call: gender breakdown, arrival time, and together/apart information.

Registration for 2025 camp opens June 3

1st Time Group Leaders

Connect

This is your time to connect with your students. Each day, we make sure there is opportunity in the schedule for you to do what you understand to be the most helpful with your group. We have written some material for your use, but it is up to you if you want to use that. Regardless of what you decide, your students will be looking to you for some direction. Some groups encourage their students to rest or get cleaned up, some do TAWG (*Time Alone With God*) and some go over our material. It's totally up to you!

Checkpoint

Our desire is to always direct your students back to you in the significant decisions they are making at camp. As a result we have scheduled time for you to check in with your students every night after worship. They will always be directed to respond to the invitation with their group leaders. Checkpoint follows evening worship so you can follow up with the students with whom the Lord is doing work.

POIs

These POINTS OF IMPACT are our opportunity to entertain and engage your students with activities and communicate the Gospel to your students. They select their POIs upon arrival at property and these selections will be given to you at the opening group leader meeting.

Fellowship

This is a gathering of the entire camp on one evening of camp (the day depends on the camp property) for a fun, energetic, and festive party-like experience. It will take place during shack and all shack attractions still happen during the fellowship. Our desire is for there to be a special night for dressing up with a few exciting surprises along the way.

Breakthru

BreakThru is a time for campers and our SMS to spend intentional time together as a small group. This can include making bracelets, playing icebreaker games, or some small group vs. small group gaga ball.

Schedule

*This is a mock schedule
and is subject to change.*

Day 1

- 2-4PM - Registration
- 3-5PM - Store Open
- 5:00PM - Dinner*
- 6:00PM - Crossings Staff-led Small Groups
 - Adults Only Meeting**
- 7:30PM - Opening Celebration
- 8:30PM - Church Checkpoint
- 9:00PM - Free Time/Store Open/Fellowship
- 10:00PM - In Rooms/Housing
- 10:30PM - Lights Out

Closing Day

- 7:30AM - Breakfast*
- 8:20AM - Room Checkout
- 8:45AM - Staff-Led Small Groups
 - Adults Only Meeting**
- 9:10AM - Closing Celebration
- 10:00AM - Groups Depart





Day 2-3

- 7:30AM - Breakfast*
- 8:00AM - Group Leader Meeting
 - Morning Celebration
- 9:20AM - 5th/6th Grade - Large Group Bible Study
 - 3rd/4th Grade - BreakThru
- 10:00AM - 5th/6th Grade - Small Group Bible Study
 - 3rd/4th Grade - Large Group Bible Study
- 10:40AM - 5th/6th Grade - BreakThru
 - 3rd/4th Grade - Small Groups Bible Study
- 11:15AM - Lunch*
- 1-5PM - Store Open
- 1:00PM - Rotation 1 - POIs (Meet at Circle of Life)
- 2:30PM - Rotation 2 - POIs (Meet at Circle of Life)
- 4:00PM - Rotation 3 - Pool/In latable Time
- 5:45PM - Dinner*
- 7:30PM - Worship
- 8:30PM - Church Checkpoint
- 9:00PM - Free Time/Store Open
 - Crossings Fellowship
- 10:00PM - In Rooms/Housing
- 10:30PM - Lights Out

**Actual mealtimes may vary as they are split into three 30-minute segments according to your group's camp color. Camp colors are assigned at arrival.*

***Adults/Group Leaders and Chaperones registered for camp.*

Programmed Activities Explanation

-  **Church Checkpoint:** We want to strengthen the relationship between students and their church leaders. This is a designated time for you to meet with your group, debrief, worship, and pray together.
-  **Bible Study:** We separate students by grades and give them in-depth exposition of God's Word from our camp pastor followed by a staff-led breakout time of discussion and application.
-  **POI | Point of Impact:** Students participate in one specialized activity per day, based on student preference. Activity followed by intentional Gospel discussion. See gocrossings.org/poi for a full list.
-  **Church Connect:** This is a designated time for you, the Group Leader, to connect with your students through devotions, discussions team building activities, or simply hanging out.

Packing List

- ☐ **Appropriate Clothing** (see Dress Code and Activity/POI Requirements below.)
- ☐ **Bedding** (pillow, twin sheets, blanket, sleeping bag)
- ☐ **Towels** (beach towels, bath towels, bath mats)
- ☐ **Toiletries** (toothbrush, soap, shampoo, wash cloth, deodorant, hand soap, paper towels)
- ☐ **Hand Sanitizer**
- ☐ **Sunscreen**
- ☐ **Insect Repellent**
- ☐ **Reusable Water Bottle**
- ☐ **Wristwatch**
- ☐ **Swim Suit** (see dress code)
- ☐ **Sunglasses and/or Hat**
- ☐ **Pirate Party Fellowship Attire**
- ☐ **Complete Bible** [we use ESV (not required) in all programs] Do not bring Bibles that have sentimental value as many are misplaced at camp.
- ☐ **Pen and Notepad**
- ☐ **Spending money for Camp Store**
takes credit/debit cards
Challenge: Student participants bring \$20 or more and kid participants bring \$10 or more for the missions offering

Activity/POI Requirements

Many of our activities require certain shoes or shorts for safety. Participants must adhere to guidelines or they cannot participate in the activity/POI.

- ☐ **Sturdy Shorts** (required for Linden Valley zip lines)
Sturdy shorts typically have belt loops and are made from denim, khaki, or heavy cotton. Students wearing gym/basketball/running shorts, yoga pants, or similar casual clothing will not be allowed to participate and will be excluded from JM & CM zip lines.
- ☐ **Closed Toe and Closed Heeled Shoes**
(required for zip lines and Archery Tag)
- ☐ **Athletic Sandals / Water Shoes**
(Recommended for kayaking and tubing)

Group Packing List

For adults and / or group leader, we recommend you bring the following to ensure your group has an optimal experience.

- ☐ **Hand Sanitizer**
- ☐ **Anti-itch cream** (Lanacane)
- ☐ **Sunburn relief** (Green Aloe with Lidocaine)
- ☐ **First Aid Kit** (triple antibiotic ointment, ace bandages, bandages, anti-bacterial wipes, and epipen)
- ☐ **Pain Medications** (Tylenol, Ibuprofen, etc.) Extra hand soap, paper towels, and bath mats
- ☐ **Gold Bond**
- ☐ **Please ensure students pack closed toe shoes and sturdy shorts.**

What Not To Bring

1. Alcohol, tobacco, vaping products, and illegal drugs.
2. Fireworks or weapons of any kind.
3. Skateboards, roller skates, or shoes with built in skates.
4. Silly String

Dress Code

We ask that all students and adults dress modestly.

For Females:

- Shorts need to be longer than fingertips when arm is extended down the side of the leg.
- No spaghetti strap tank tops or any tops where undergarments can be seen.
- Swimsuits must be one-piece with shorts/swim shorts worn over swimsuit at all times, even in the water. If you do not have a one-piece swimsuit, a dark t-shirt and shorts must be worn over a tankini swimsuit at all times.
- Shirts must be worn over swimsuits at all times when walking to and from the lake/pool.

For Males:

- Shorts need to be longer than fingertips when arm is extended down the side of the leg.
- No shirts with sides cut out.
- Shirts must be worn at all times on campus, even when walking to and from the lake/pool.

Carson Springs POIs

-  **Archery**
Ready, Aim, Fire! Test your precision, hit the bullseye, and unleash your inner archer at our range!
-  **Soccer**
Come kick it for an afternoon of fun in the sun! Work on your dribbling and scoring skills, and maybe even learn a few new tips and tricks.
-  **Basketball**
So you think you got skill? Bring your "A" game out to the court and you may learn a thing or two in the process!
-  **Arts & Crafts**
Are you creative and artistic? Or do you want to inspire your creative side? Arts and Crafts is for you! No matter your skill level, come inside for a fun afternoon of crafting.
-  **Fast Food**
Order up, junior chefs! Time to put on your apron and chef's hat as you cook up some yummy food! You can already smell the tasty food now!
-  **Science Experiments**
Do you like science? Do you like figuring out how everything works? Have dreams of testing different hypotheses to find a resolution? Join us and become a mad scientist figuring out what God has created to explore!
-  **Minute to Win It**
Do you like competitive games? Do you like working together as a team? Join us in these high-energy competitive games.
-  **Gel Blasters**
Step into the arena, ignite your courage, and blast your opponents to achieve victory. Put on your glasses as you attempt to outlast the opposing team in a miniature version of paintball.
-  **Legos**
Want to build a replica of the Millennium Falcon, the Empire State Building, or the Eiffel Tower? How creative can you be? Join us for a fun time of building Legos!
-  **Creative Canvas**
A painting adventure awaits! Unleash your inner artist, one stroke at a time, and create a canvas of your imagination. Join us for a splash of color and a world of artistic fun!
-  **Gaga Ball**
Gaga ball is dodgeball with less aces to dodge! This is a fun outdoor activity in which you use a ball to get the other team out but it is all done within an octagon play pit.
-  **Flag Football**
He's at the 20, he's at the 10, he's at the 5, and it's a TOUCHDOWN! Join us for the flag version of a classic game.
-  **Nuke 'em**
Nuke 'em! is similar to volleyball, but you catch the ball and throw it over. The object is to get the other team's players out by throwing the ball over and getting it to land on their side.
-  **OmegaBall**
What if you added more chaos to the classic game of soccer? Enter Omegaball. This three-team, three-goal version of soccer brings a whole new excitement when you score a GOOOOAAALLLL.
-  **Field Games**
Are you competitive? Looking for some exercise? Meet us on the rec fields for some intense and friendly competition. Capture the Flag. Tails. Pool Noodle Hockey. Kickball. You name it, and we might play it.
-  **Dance Dance Revolution**
Move to the beat, groove to the rhythm – let your feet unleash the dance revolution!
-  **Treasure Hunt**
Embark on an epic quest to uncover the treasure! They say 'X' marks the spot – follow the clues, unravel the mystery, and find the hidden bounty!
-  **Outdoor Cooking/Survival**
Master the wild with outdoor cooking and survival training. With the skills you will learn, you are sure to become the next Bear Grylls.

*These are POIs that may be offered at the time of camp. POIs are subject to change.
Participants will make POI selection when they arrive at camp.*

Linden Valley POIs



Archery

Ready, Aim, Fire! Test your precision, hit the bullseye, and unleash the inner archer in you at our range!



Soccer

Come kick it for an afternoon of fun in the sun! Work on your dribbling and scoring skills and maybe learn a few new tips and tricks.



Basketball

So you think you got skill? Bring your "A" game out to the court and you may learn a thing or two in the process!



Arts & Crafts

Are you creative and artistic? Or do you want to inspire your creative side? Arts and Crafts is for you! No matter your skill level, come inside for a fun afternoon of crafting.



Fast Food

Order up, junior chefs! Time to put on your apron and chef's hat as you cook up some yummy food! You can already smell the tasty food now!



Science Experiments

Do you like science? Do you like figuring out how everything works? Have dreams of testing different hypotheses to find a resolution? Join us and become a mad scientist figuring out what God has created to explore!



Minute to Win It

Do you like competitive games? Do you like working together as a team? Join us in these high-energy competitive games.



Gel Blasters

Step into the arena, ignite your courage, and blast your opponents to achieve victory. Put on your glasses as you attempt to outlast the opposing team in a miniature version of paintball.



Legos

Want to build a replica of the Millennium Falcon, the Empire State Building, or the Eiffel Tower? How creative can you be? Join us for a fun time of building Legos!



Creative Canvas

A painting adventure awaits! Unleash your inner artist, one stroke at a time, and create a canvas of your imagination. Join us for a splash of color and a world of artistic fun!



Gaga Ball

Gaga ball is dodgeball with less aces to dodge! This is a fun outdoor activity in which you use a ball to get the other team out but it is all done within an octagon play pit.



Flag Football

He's at the 20, he's at the 10, he's at the 5, and it's a TOUCHDOWN! Join us for the flag version of a classic game.



Nuke 'em

Nuke 'em! is similar to volleyball, but you catch the ball and throw it over. The object is to get the other team's players out by throwing the ball over and getting it to land on their side.



OmegaBall

What if you added more chaos to the classic game of soccer? Enter Omegaball. This three-team, three-goal version of soccer brings a whole new excitement when you score a GOOOOAAALLLL.



Field Games

Are you competitive? Looking for some exercise? Meet us on the rec fields for some intense and friendly competition. Capture the Flag. Tails. Pool Noodle Hockey. Kickball. You name it, and we might play it.



Dance Dance Revolution

Move to the beat, groove to the rhythm – let your feet unleash the dance revolution!



Tubing

Hop on a tube, grab a buddy, and float down the Buffalo River. Maybe you'll spot some wildlife as you enjoy this relaxing excursion. (5th and 6th grade only)



Kayaking

Ever want to kayak down the Buffalo River? You'll have the chance to do this and more in kayaking! (5th and 6th grade only)



Zipline

Do you like heights? Do you like an adrenaline rush? Clip in your harness and hold on! Zip across 600 ft of the property enjoying the beautiful views. Minimum weight, 90 lbs. Maximum weight, 250 lbs. (5th and 6th grade only)



Fishing

Join the staff for a relaxing time of catch and release fishing. You just might get lucky and catch some catfish or hybrid blue gill.

*These are POIs that may be offered at the time of camp. POIs are subject to change.
Participants will make POI selection when they arrive at camp.*

FAQs

How Many Adult Leaders Should I Bring?

An important aspect in the ministry of Crossings is the relationships that students build with the adult leaders from their church. Crossings requests one adult for every five students (gender specific) in order to facilitate discipleship between students and adults that will extend beyond camp. As your students will be looking for guidance from the adults that come with your church, it is important that you bring adults who are at least 21 years old, maturing Christians, and can be examples to your students and lead them spiritually.

What Is the Camp Rate and What Do the Accommodations Look Like for Adult Leaders?

The camp rate is the same for both students and adults. Your adult leaders will stay in the same accommodation as their students overnight. During POIs and recreation activities, we encourage leaders to hang out with their students. They may even participate in activities after every student has had their chance.

Are There Laundry Facilities?

There are no laundry facilities available on property. Be sure to bring enough clothes for your entire stay.

May Adult Leaders Bring Their Young Children?

Crossings' facilities do not have accommodations for parents to bring children who are too young or too old to register as students or kids. Because of the nature of camp and the busy schedule, it would be impossible for an Adult Leader to provide appropriate supervision for both their child/children and their group's students.

Will I have Cell Phone Reception?

At Crossings, we pride ourselves on providing groups with a distraction-free environment. Therefore, cell service is very limited. We do provide Wi-Fi connectivity to adult chaperones only. This information will be provided upon arrival.

Is there a Camp Nurse?

There will not be a camp nurse. We provide basic First Aid supplies and a First Aid Coordinator. More serious injuries can visit the closest hospital for medical help.

How are food allergies handled?

If you have a member of your group with food allergies, please make sure this is noted on their Crossings Medical Release Form. Our staff will do everything we can to accommodate them and keep our kitchen staff aware of the student's needs. Please advise your student to find a member of the kitchen staff to discuss their options during mealtimes.

Visitors?

This year we will not allow visitors to camp. However, pastoral staff from your church is welcome to pay a visit with permission from the property where you are attending camp.